



TECH BYTES



Orange Board of Education

September 2018 013

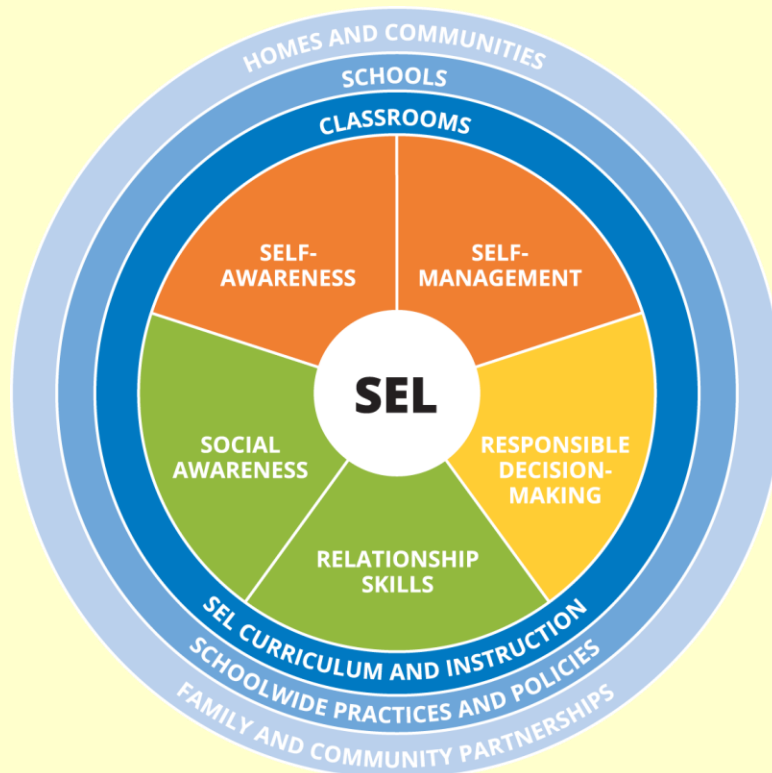
Why Social and Emotional Learning Is Essential for Students

Today's schools are increasingly multicultural and multilingual with students from diverse social and economic backgrounds. Educators and community agencies serve students with different motivation for engaging in learning, behaving positively, and performing academically. Social and emotional learning (SEL) provides a foundation for safe and positive learning, and enhances students' ability to succeed in school, careers, and life.

Social and emotional learning (SEL) is the process through which children and adults acquire and effectively apply the knowledge, attitudes, and skills necessary to understand and manage emotions, set and achieve positive goals, feel and show empathy for others, establish and maintain positive relationships, and make responsible decisions.

Introduction Video: Social-Emotional Learning: What Is SEL and Why It Matters

<https://www.youtube.com/watch?v=ikehX9o1Jbl>



Social and Emotional Learning

New Jersey SEL Competencies and Sub-Competencies

Social and emotional learning (SEL) involves the process through which children and adults acquire and apply the knowledge, attitudes and skills necessary to understand and manage emotions, set and achieve positive goals, feel and show empathy for others, establish and maintain positive relationships, and make responsible decisions. The purpose of the SEL competencies is to provide schools with guidelines for integrating SEL across grades and subject areas.



Self-Awareness

- Recognize one's feelings and thoughts
- Recognize the impact of one's feelings and thoughts on one's own behavior
- Recognize one's personal traits, strengths and limitations
- Recognize the importance of self-confidence in handling daily tasks and challenges



Self-Management

- Understand and practice strategies for managing one's own emotions, thoughts and behaviors
- Recognize the skills needed to establish and achieve personal and educational goals
- Identify and apply ways to persevere or overcome barriers through alternative methods to achieve one's goals



Social Awareness

- Recognize and identify the thoughts, feelings and perspectives of others
- Demonstrate an awareness of the differences among individuals, groups and others' cultural backgrounds
- Demonstrate an understanding of the need for mutual respect when viewpoints differ
- Demonstrate an awareness of the expectations for social interactions in a variety of settings



Responsible Decision-Making

- Develop, implement and model effective problem solving and critical thinking skills
- Identify the consequences associated with one's actions in order to make constructive choices
- Evaluate personal, ethical, safety and civic impact of decisions



Relationship Skills

- Establish and maintain healthy relationships
- Utilize positive communication and social skills to interact effectively with others
- Identify ways to resist inappropriate social pressure
- Demonstrate the ability to prevent and resolve interpersonal conflicts in constructive ways
- Identify who, when, where, or how to seek help for oneself or others when needed



<http://www.nj.gov/education/students/safety/sandp/sel>

August 2017

Additional Resources

[Social and Emotional NJ](#)

[Collaborative for Academic, Social, and Emotional Learning \(CASEL\)](#)










[Seamlessly Implementing Social and Emotional Learning](#)

[3 Tips to Incorporate Social-Emotional Learning Into Everyday Literacy Instruction](#)

[Integrating SEL](#)

[Social and Emotional Skills](#)

A Checklist for Today's Teachers

- 1. My students have opportunities to be creative. 
- 2. My students are allowed to display their learning in different ways.
- 3. My students document and reflect on their learning, exchange ideas and collaborate with others through blogging. 
- 4. My students have digital portfolios to display their progress and to archive their work. 
- 5. Guests are invited into our classroom (live or virtually) to broaden our knowledge and global perspective. 
- 6. My students are aware of how to be safe online and how to be good digital citizens. 
- 7. I model good digital citizenship by being present online and by connecting with others on social media. 
- 8. I make an effort to connect face-to-face with other educators at conferences. 
- 9. I model a growth mindset by stepping out of my comfort zone and trying new things. 
- 10. I believe that I would enjoy being a student in my class. 

@sylviaduckworth



[TeacherVision](#)
[Back to School Headquarters](#)
[Teacher Planet](#)
[Education World](#)



[Eric Curtis](#)

Parlez vous Google? More and more it is becoming common for schools to serve students who do not speak English as their primary language. Thankfully there are many technology tools that can help bridge that gap and help increase communication and understanding.

These resources can include:

Translation tools
Speech-to-text tools
Text-to-speech tools
Dictionary tools
Summarization tools
Screencasting tools
And more!


Below is a link with an overview of several tools to consider using with English Language Learners, or ELL students.

Google Resources and How Tos for ELLS Doc


<https://docs.google.com/document/d/1H7Z3PuYK6HJXqYOj8OxiC4ioZtER3BZMao7tO9TwZhw/edit#>

3 Good Tools to Share Large Files

When it comes to sending large files, email providers are definitely out of consideration as they have strict limitations on file size. However, there are several other alternatives that facilitate this process top of them all are popular cloud storage services like Google Drive, Dropbox, OneDrive and Box. All of these services allow you to easily upload and share large files with others. But if you are looking for more sophisticated platforms designed specifically for collaborative file sharing, we recommend the tools below.



[Dropmark](#) provides you with a single platform where you can organize all your files, links and notes into visual collections that you can easily share with others. It also allows you to invite colleagues to view and collaborate privately, engage in conversations and gather feedback from your collaborators and many more.



[Drop canvas](#) is another excellent web based tool that enable you to share files and images with others through generated links. 'For anonymous and free accounts there is a set expiry time after uploading to give you enough time to share the content you wish to share and try out the service. If your canvas gets activity, for example views



[DropSend](#) lets you send files of up to 8GB. It also supports sending JPGs, PDFs, and MP3s. DropSend does not require any software installation and is completely web-based. It is also available for as a mobile app for iPad and Android. First appeared here.

FREE WEBINAR



Making Project-Based Learning More Than a Project

Content provided by Newsela. This webinar took place on June 14, 2018 @ 2 p.m. ET

[View this on-demand webinar](#)

Project-Based Learning (PBL) is a hot topic in education, but how can it work effectively in your schools? You may already be implementing PBL in your schools, or maybe your teachers are doing something they call Project-Based Learning, but you are uncertain if they are actually doing it right. If you want PBL to be more than creating a project, this webinar is for you.

What are the first steps in creating space for Project-Based Learning in your schools?

Join our special guest Mike Miele from the Highlander Institute as we share the eight components of strong PBL. Whether you're a school leader or a classroom teacher, this webinar will help you get started.



Back-to-School Resources for Parents

Find information on easing transition jitters, managing kids' tech use, getting involved in the school, and more.

<https://www.edutopia.org/article/back-to-school-resources-parents>



[Kiddom](#) is a free standards-based classroom management platform designed to help teachers curate individual learning experiences. Its pages are visual and easy-to-understand, intuitive to set up, and agile in their responsiveness to varied student and class needs. With its rich analytic features, teachers can quickly determine how students are doing and where remediation is needed. Because many of the statistics are linked to foundational detail, teachers can quickly dig deeper without having to click around trying to find where that particular data lives.

If you are a Google school, you'll like that Kiddom integrates with Google Drive. Teachers can share docs, sheets, and forms directly with students without leaving Kiddom's ecosystem. In fact, with Kiddom, you get everything you love about Google Classroom as well as the features only Kiddom brings to learning such as:

- the ability to plan, assess, and analyze via a free library of standards-aligned resources
- quick lesson planning using an integrated curriculum planner that can personalize instruction
- unlimited possibilities for student ownership as they submit work, track their own progress, and solicit feedback from teachers
- standards-based lesson plans which allow teachers to track completion of skills
- easy-to-read, actionable reports that help teachers understand individual student performance
- a flexible curriculum planner that allows teachers to modify individual student learning pathways

Because Kiddom works with Google Classroom, this may be the best option for schools that like Google Classroom but need more.

WEBSITES FOR PROFESSIONAL GROWTH



One of the best advantages of the Internet and web technologies is that they have levelled the educational playground making education and learning accessible to anyone anywhere in the world with a computer and Internet connection. Whether you want to pick up a foreign language or learn the basics of a craft from scratch, 'you Google it and you find it'. With the widespread of open courseware and MOOCs, everybody now can have access to a plethora of high quality lessons and learning materials offered by distinguished scholars from top

universities around the world. In the collection below, we are sharing with you some of the best platforms that provide open and free courses for learners.

Founded by Harvard University and MIT in 2012, [edX](#) is an online learning destination and MOOC provider, offering high-quality courses from the world's best universities and institutions to learners everywhere. With more than 90 global partners, we are proud to count the world's leading universities, nonprofits, and institutions as our members. EdX university

members top the QS World University Rankings® with our founders receiving the top honors, and edX partner institutions ranking highly on the full list.

[Open Yale](#) Courses provides free and open access to a selection of introductory courses taught by distinguished teachers and scholars at Yale University. The aim of the project is to expand access to educational materials for all who wish to learn.'



Social Cyber Threats Facing

Being a parent is hard, especially when you have to keep up with the growing list of technological changes affecting your children. In between chauffeuring kids and staying on top of their grades, there's little time to research online threats, but computer viruses, ransomware and identity theft happen to children every day.

Although it may seem that malware attacks and cybercrime live in the adult world, cyber thieves regularly target children and teens where they're most active - chat rooms, social media, video streaming sites and online video games. Children are good targets because they may have high levels of trust in people and low levels of knowledge in cybersecurity.

Being proactive and staying educated on the current cybersecurity risks facing kids and teens in today's digital world goes a long way to keeping them safer online. Parents who understand the biggest risks and educate their children are more likely to shut down cybercriminals before they ever have a chance to strike. Here are some of the top cybersecurity concerns every parent should understand in 2018. <https://staysafeonline.org/blog/social-cyber-threats-facing-children-teens-2018/>



All You Need to Incorporate Google Earth in Your Math, Science, Social Studies and ELA Classes

Since the release of its [web-based version](#), Google Earth has been tremendously incorporated into educational contexts by teachers from all around the world. Google Earth empowers students with the required tools to navigate the planet, enhance their geographical literacy, develop both critical thinking and visualization skills, and most importantly it helps them become engaged citizens aware of their planet and actively contributing to its well-being. In today's post, we are sharing with you this wonderful [collection of resources](#) to help you and your students make the best of Google Earth in education. These include 'step-by-step guides and tutorials on Google's Geo Tools, inspirational stories, plus lesson plans, product information, and much more.'

Among the tools you will get to learn about are Google Earth Engine, My Maps, Street View, Tour Builder, Geo VR, and Google Earth. You will also have access to a wide variety of classroom activities where you will get to learn how to use these tools to , for instance, create a warm-up activity for your social studies class, incorporate Google Earth into your English Language Art lessons, design short geography and math exercises, and many more. There are also several ready-made less plans to use in your own class. To easily access the resources provided by Google Earth, you can use the search filters to locate specific materials. You can filter your searches by Tools or Categories. You may want to spend some time going through the resources provided there and see which ones work best for your teaching context.



First Day of Google Classroom

Google Classroom saves you time, keeps you organized and helps you communicate with your students. Get started today, with resources, tips and tricks from educators like you. Video tutorials to get you started.

5 New Google Classroom Features

Google Classroom has recently introduced a number of interesting features and improvements to its overall functionality calling the update one of its 'biggest redesign' since its launch. Here is a quick overview of the newly added features. You can also check this page for more details on each of these new features.

1- New Classwork page

Google Classroom introduced a new Classwork page to overcome the problem of class Stream being overcrowded. A single class Stream makes it hard for teachers and students to find content and feedback they have shared especially when there is a lot of content published on the same Stream. With Classwork page, teachers are able to organize content (i.e., assignments and questions) into modules and units. In this way, “the Stream can be a better hub of class discussion and activity. It’s conveniently organized in a separate page to reduce clutter, so that students can have discussions in the Stream to develop their online communication skills within their classroom community“.

2- A new tool to encourage thoughtful engagement and facilitate grading

A new tool has been introduced into Classroom grading system to facilitate grading and enhance learning engagement. “Instructors now have a comment bank, so they can easily save and reuse commonly used feedback. They can also quickly toggle between student files and submissions when grading, without having to open each file individually. The new grading tool works with Docs Editors, Office files, PDFs, videos files, and more.“

3- Copy and reuse classwork

This new feature allows teachers to copy existing assignments and topics and re-use them in another class. Anything copied remains as a draft so teachers can customize it the way they want.

4- Improved People and Settings pages

Classroom now has a unique page where teachers can access the settings of all classes and through it they can modify class descriptions, control what and how students use Stream, show or change class codes and many more. Using the People page, teachers will be able to view co-teachers, students and guardians.

5- Turn off notifications for class

As its name indicates, this new feature allows teachers to disable all notifications from a specific class.



As you are adjusting to the new features inside Google Classroom that were released in August 2018, I thought it would be useful to put together a list of resources to help you do more, learn more, and engage more learners in your classroom

Here are [35 Google Classroom Resources](#) That Will Make Your Day!



Make Magic with the All New Flipgrid

Flipgrid knows that #StudentVoice is magic, so we conjured up the all new Flipgrid to help you on your quest to empower and amplify!

Unlock creativity 🎨 with a new Flipgrid Recorder + Player

The heart of Flipgrid is the recorder. After all, that's what your students use to capture and share their ideas, reflections, projects, creations, environments, experiments, imaginations... their voice! So we gave it super powers.

Amplify 📣 and protect 🛡️ #StudentVoice with the Grid Launchpad!

Now that Flipgrid is 100% free for every educator on the planet, there is no limit to the communities you can amplify! And our new Grid Launchpad makes empowering your learners in a safe environment easier than ever.

📣 Public + PLN: open your Grid to the world wide web of inspirational peers!

The new Grid Launchpad has another benefit: No more filling in your First Name, Last Name, and Email when submitting a Flipgrid video! Just share your voice, snap your selfie, and submit!

Go Global 🌐 with #GridPals

Educators have been using Flipgrid to flatten the walls of their classroom for years. At first they had to leverage their PLN for connections. Then Bonnie McClelland created the world's nicest form and connected over 1,500 classrooms as #GridPals became a movement. Now, it's as easy as filling out your Flipgrid Profile, activating GridPals, and making a connection!

Colorful, powerful, and emoji-ful 🌍 Grids + Topics!

We updated Grids and Topics to create the perfect space for your students to share their brilliance!

Resources! Amp up #StudentVoice with a dash of choice. Now you can add up to FIVE resources to every Topic discussion!

★ **Topic Tips!** Provide your students with guidance (or a simple confidence booster!) before they share their voice!

@ **Vibes!** Celebrate your students' with custom messages, visible for all to see at the top of their video.

Update details: <https://tinyurl.com/yanuroqy>

We all know that it is the wizard, not the wand that makes magic. With all these exciting new updates, the best way to learn and grow hasn't changed: log into your Educator Dashboard and explore!



The [4-H STEM Lab](#) is a good place to find hands-on STEM activities for students of all ages. Activities in the 4-H STEM Lab are organized according to topic and grade level. The topics are alternative energy, chemistry, electricity, engineering, and physics. As is often the case with resources like this, some of the suggested activities can be applied to multiple topics.

All of the activities listed in the 4-H STEM Lab contain materials lists and detailed directions for completion. Each activity page also includes a PDF that you can download to reference while completing the activity with your students.

Administrator's Resource Center















12 Wonderful Books for School Leaders

Successful school leaders are those who inspire, innovate, motivate, empower and create engaging school culture conducive to meaningful learning. They are always forward thinking and embrace change. They take initiative, explore uncharted territories and think out of the rigidly structured managerial box. Successful school leaders are people with a special mindset, a growth mindset. They have a set of distinctive characteristics that set them apart from the crowd. In this carefully selected collection, we are sharing with you some of the best books on educational and school leadership written by renowned leadership authors in education. You will get to discover qualities and practices that make a successful school leader and learn more about how to use these practices in the daily management of your school and 'during the stressful times that accompany major change initiatives'.

12 Wonderful Books for School Leaders

www.educatorstechnology.com



Source: <http://www.educatorstechnology.com/2017/04/12-wonderful-books-for-school-leaders.html>

Book Descriptions

<https://www.educatorstechnology.com/2018/08/must-reads-for-school-leaders.html>

TECHNOLOGY HUMOR




"No, not my dog. I do my homework on my computer ... and the cat ate the mouse."




"It's a helmet cam. This way I won't miss out on anything if I fall asleep."

Copyright 2003 by Randy Glasbergen.
www.glasbergen.com



"Today my computer joined a support group for office machines who have to cope with idiots."

© Randy Glasbergen.
www.glasbergen.com



"I'm taking an innovative approach to teaching this semester. I'm using books!"